


January 2022



Condensed Catalog



*“the only power trowel on the market designed for the
installation of polymer overlay flooring”*

YouTube

www.hovertrowel.com

Introduction



Precision Engineered Light Weight Power Trowel

The patented **HoverTrowel** is a lightweight power trowel originally designed to finish trowel epoxy quartz mortars, it is now being used to finish many of today's epoxy floor toppings, cementitious urethanes, terrazzo, EPDM rubber, polymer modified concrete systems and other creative specialty finishes and textures as the industry's artisans continue to develop new overlays.

Weighing in as low as 40 lbs. the **HoverTrowel's** trade driven features including finger-tip pitch control, extension handle, different blade and float options, additional weights, and even the ability to convert the same trowel from air-powered to 4-cycle, making it the most versatile power trowel on the market. Its weight and size allows the trowel to be used for many hand-trowel operations where conventional trowels are too heavy.

The 25" and 34" guards are interchangeable to create two different trowel paths. The smaller guard will make it easier to trowel in tight or confined areas between vertical obstructions (like pump pedestals and tank pads), small doorways, pool decks and other places that normally have to be hand troweled. The 34" is used for wide open areas. The two sizes of guards and blades can be changed in a matter of minutes.



Table of Contents & Specifications



Table of Contents

HoverTrowel	
HoverTrowel Pneumatic Models	Page 4-5
HoverTrowel 4 Cycle Models	Page 6-7
HoverTrowel Blades, Floats & Accessories	Page 8-9
Accessories & Support Items	Page 10
Portable Compressors	Page 11
Mixers 5, 10 & 15 Gallon Batch Mixers	Page 12-15
Application Tools Gauge Rakes	Page 16
Notes & Terms	Page 17

Specifications

Overall Specifications:

U.S. Patent Number.....	5,205,669
Dead Weight.....	35-45 lbs.
Trowel Path (Guard Diameters).....	25" & 34"
Overall Blade Diameters (Trowel Path).....	24" & 33"
Blade Sizes.....	5" x 9.5" & 5" x 14"
Blade Pitch Control (In Degrees).....	0 - 12
Weight Kit.	25 lbs.

Pneumatic Model Specifications:

I-R MOO4 Series	Maximum Power.....hp .41
	Air Consumption @ Max Power.....18.5 cfm
	Model 167 Speed @ Max Power..... 53 rpm
	Model 167 Stall Torque.....78 lb.-ft.
I-R MOO7 Series	Maximum Power.....hp .76
	Air Consumption @ Max Power.....36 cfm
	Model 188 Speed @ Max Power..... 52 rpm
	Model 188 Stall Torque.....128 lb.-ft.
Atlas Copco Series	Maximum Power.....hp 1.09
	Air Consumption @ Max Power.....35 cfm
	Model LZB46 Speed @ Max Power..... 65 rpm
	Model LZB46 Stall Torque.....185 lb.-ft.

4 Cycle Model Specifications:

4 Cycle Honda	GX-35-T3
	Engine Size..... 35 cc
	4 Cyclew/gear Reduction
	Finger Tip Throttle Control.... 0 to 120 rpm
	Weight.....7 lbs

Low Torque
w/34" Guard



Ingersoll-Rand multi-vane air motors have been selected because of their dependability, low maintenance and excellent design. The motors are compact, lightweight with a high power output. Other features include cool running characteristics that minimize the effects of hot, wet or dusty conditions. Instant starting and stopping eliminates the delays of motor acceleration or deceleration periods, preventing electrostatic sparks and producing safe operation in hazardous conditions. It will not overheat or burn out even when overloaded or run to stall. No hydro-carbon release makes the **HoverTrowel** ideal for food, beverage and other sensitive industrial & commercial areas.

HoverTrowel's standard motor for common epoxy systems is the HT-167. The higher torque HT-188 is recommended for very resin rich or sticky systems. Other motors are available for some flooring systems with unique physical properties and characteristics. The motors produce a range of rpm and torque loads to suit the needs of most of the polymer toppings on the market today.

BASF
UD200



High Torque
w/25" Guard




Low Torque
w/34" Guard



Pneumatic Models



PAGE 5



Pneumatic Models

HT-SHT	Standard Pneumatic Model	\$ 5,889
	HT-167 Moo4 - I-R Low Torque Motor	
	HT-EXH-A Extension Handle	
	HT-G25 or HT-G34 Guards (Choice of Guard Size)	
	HT-TSB or HT-TSB-95 14" or 9 1/2" Tool Steel Blades (1 Set)	
HT-SHT-K	Standard Pneumatic Kit	\$ 6,476
	HT-167 Moo4 - I-R Low Torque Motor	
	HT-EXH-A Extension Handle	
	HT-G25 & HT-G34 Both Guards	
	HT-TSB & HT-TSB-95 14" or 9 1/2" Tool Steel Blades (1 Set Each)	
HT-HT	High Torque Pneumatic Model	\$ 6,868
	HT-188 Moo7 - I-R High Torque Motor	
	HT-EXH-A Extension Handle	
	HT-G25 or HT-G34 Guards (Choice of Guard Size)	
	HT-TSB or HT-TSB-95 14" or 9 1/2" Tool Steel Blades (1 Set)	
HT-HT-K	High Torque Standard Pneumatic Kit	\$ 7,387
	HT-188 Moo7 - I-R High Torque Motor	
	HT-EXH-A Extension Handle	
	HT-G25 & HT-G34 Both Guards	
	HT-TSB & HT-TSB-95 14" & 9 1/2" Tool Steel Blades (1 Set Each)	




Low Torque



High Torque

Pneumatic Accessories

HT-EXH-A	Extension Handle w/Air Throttle Set Up	\$ 993
HT-050	I-R Moo4 Air Motor (Low Torque / High RPM)	\$ 2,065
HT-167	I-R Moo4 Air Motor (Low Torque / Low RPM)	\$ 2,065
HT-4-MM	Moo4 Motor Mount w/Shaft Adapter	\$ 232
HT-188	I-R Moo7 Air Motor (High Torque / Low RPM)	\$ 2,523
HT-7-MM	Moo7 Motor Mount	\$ 312
HT-AP-TA	Pneumatic Throttle, Coil Hose & High Flow Fittings	\$ 198
HT-WS-25	25 lb Weight Set	\$ 247
HT-WS-18	18 lb Weight Set	\$ 189
HT-G25	25" Guard	\$ 656
HT-G34	34" Guard	\$ 691
HT-Oiler	Pneumatic In-line Globe Oiler (All Motor Models)	\$ 56
HT-MUF-S	Small Muffler (HT-167)	\$ 47
HT-MUF-L	Large Muffler (HT-188)	\$ 49
HT-Flex	11" 3/8" Flex cable for Pitch Control Rod	\$ 48



Access videos & case studies at: www.hovertrowel.com


4 Cycle Models

HONDA
ENGINES



PAGE 6

4 Cycle
w/25" Guard
& Weights




HoverTrowel has adapted to the industry, from its' original air powered concept, for indoor and sensitive environments to the low emissions 4 stroke powered model and conversion kit. Various torque loading air motors can be used for even the stickiest systems and any indoor or sensitive areas where sparking equipment are not permitted. The new 4 cycle model has low emissions to be used in certain indoor installations, but is primarily used for outdoor applications. This 35 cc engine is extremely powerful and quiet.

Pitch Control

Fingertip pitch control easily changes the blade angle from 0° to 10° while the trowel is in operation. Although the trowel is designed for finishing and not to move material, unevenly placed mortar can be moved slightly by increasing the angle of attack. The pitch is also used to help the trowel mount topping mortars when using composite blades or floats. Its' control knob is at the top of the handle for operator convenience.

Concrete
Mag Floats



EPDM/TPV
with Pan



PolySoft



4 Cycle Models

HONDA
ENGINES



PAGE 7



**Honda GX-35
w/Transmission**

4 Cycle Models

HT-S4C

Standard 4 Cycle Model

\$ 4,786

HT-4CH-35

4 Cycle Honda GX-35

HT-EXH-G

Extension Handle

HT-G25 or HT-G34 Guards

(Choice of Guard Size)

HT-TSB or HT-TSB-95

14" or 9 1/2" Tool Steel Blades (1 Set)

HT-S4C-K

Standard 4 Cycle Kit

\$ 5,279

HT-4CH-35

4 Cycle Honda GX-35

HT-EXH-G

Extension Handle

HT-G25 & HT-G34

Both Guards

HT-TSB & HT-TSB-95

14" & 9 1/2" Tool Steel Blades (1 Set Each)

4 Cycle Accessories

HT-EXH-G

Extension Handle w/Gas Throttle Set Up

\$ 996

HT-4CH-35-TMM

4 Cycle Honda w/Transmission & Motor Mount

\$ 1,429

HT-4CH-35

4 Cycle Honda GX-35

\$ 589

HT-4CH-T

4 Cycle Transmission

\$ 561

HT-4C-MM

4 Cycle Motor Mount

\$ 279

HT-WS-25

25 lb Weight Set

\$ 247

HT-WS-18

18 lb Weight Set

\$ 189

HT-G25

25" Guard

\$ 656

HT-G34

34" Guard

\$ 691


HT-Flex

11" Flex Cable for Pitch Control Rod

\$ 48



**SureSet
Resin Bound**



**Industrial
Epoxy/Sand**



**Ardex
Epoxy Mortar**



**Epoxy
Bound Stone**

Access **videos & case studies** at: www.hovertrowel.com



Blades & Floats

The blade or float selection varies depending on the topping and finish desired. The standard blue tool steel blades are used for most applications and are the longest wearing. The stainless steel blades are used for water based systems, where blushing of the steel could cause a problem. These steel blades have a bend or slight radius on the leading edge for mounting the topping and to reduce material build-up when running flat. Composite or plastic blades are used for lighter decorative toppings and will eliminate any possible "burnishing". Other float materials like magnesium and mahogany are used for specialized finishing. Because of its design many different materials can be special ordered. Plastic pans have also been used. All attach with quick release snap rings and are available in two sizes to accommodate the guard sizes.



Blades & Floats

		\$/Set of Three
HT-TSB	14" Tool Steel Blade Set	\$ 178.00
HT-SSB	14" Stainless Steel Blade Set (.031" Thick)	\$ 188.00
HT-HDPE	14" High Density PE Blade Set (White)	\$ 197.00
HT-MGF	14" Magnesium Floats	\$ 234.00
HT-MF	14" Mahogany Floats	\$ 122.00
HT-TSB-95	9 1/2" Tool Steel Blade Set	\$ 169.00
HT-SSB-95	9 1/2" Stainless Steel Blade Set (.031")	\$ 181.00
HT-HDPE-95	9 1/2" High Density PE Blade Set (White)	\$ 188.00
HT-MGF	9 1/2" Magnesium Floats	\$ 212.00
HT-MF-95	9 1/2" Mahogany Floats	\$ 115.00
HT-HDPE-25	25" Diameter Pan	\$ 365.00

Threaded Blocks & Diamond Pads

		\$/Set of Three
HT-5811-B	5/8" 11 Thread Blocks (Set of 3)	\$ 213.00
HT-M300-3	3" Heavy Duty Diamond Pad	\$ 162.00
HT-M300-5	5" Heavy Duty Diamond Pad	\$ 322.00
HT-M300-7	7" Heavy Duty Diamond Pad	\$ 549.00


Hooked Backed Pad Holders

		\$/Set of Three
HT-HLPH-3	3" 5/8" 11 Threaded Pad Holder	\$ 95.00
HT-HLPH-5	5" 5/8" 11 Threaded Pad Holder	\$ 109.00
HT-HLPH-7	7" 5/8" 11 Threaded Pad Holder	\$ 161.00



Pitched Blade Angle

"C" Clip Blade Attachment



HoverTrowel Accessories



PAGE 9

Weights



Weight Set

The weight kit can increase the overall weight of the trowel 25 lbs. at 2 1/2 lb. increments. Because of the various toppings and operations being performed by the HoverTrowel, different weights are needed for compaction to reduce grouting and topcoats. Ambient, slab, liquid & aggregate temperatures as well as sands to liquids ratios and viscosities can change the trowelability requiring different trowel weight.

Telescoping Handle (Both Air & Gas Models)

The handle adjusts from 42" to 64" at 6" increments is convenient for operator preference & height. It collapses to work in confined spaces, while it also can be lengthened to reach out onto the fresh mortar without stepping in the mortar.

Extension Handle



Hook & Loop Disc Holder



Diamond Pads



25" Guard w/10" Metal Bonded Diamond Hook Backed Pads



5/8" 11 Thread Block Attachments, Diamond Pads and Holders

These attachments replace the blade blocks, having standard 5/8" 11 thread studs to accept compatible holders or cup wheels. The heavy duty diamond pads can be used to dress or sand the cured surface for prepare prior to topcoats. Ideal for exposing a decorative aggregate in a pigmented matrix. (Pricing on previous page)

Support Items

SS-46103



SS-46161



SS-46171



SS-46108



SS-46106



BT-84-440



BT-12-129



Spiked Shoes

SS-46171	Slip-On Spiked Shoes Up to Size 11	\$ 105
SS-46172	Slip-On Spiked Shoes Size 11 to 16	\$ 105
SS-46103	Steel Hinged 3/4" Spiked Shoes	\$ 60
SS-46104	Steel Hinged 1" Spiked Shoes	\$ 65
SS-46106	Black Poly Pro 3/4" Spiked Shoes	\$ 25
SS-46107	Black Poly Pro 1" Spiked Shoes	\$ 31
SS-46110	Black Poly Pro 1 1/2" Spiked Shoes	\$ 41
SS-46108	Acid Resistant 3/4" Spiked Shoes	\$ 59

Knee Pads:

BT-12-129	Hard Shell Knee Pads w/Velcro Straps	\$ 18
BT-84-440	Pro "Swivel Cap" Knee Pads w/Velcro Straps	\$ 47

Support Equipment



PAGE 10

24" Roller
Screed



The **Roller Screed** offers uniform placement of the mortar and is essential for a consistent and successful mortar flooring installation. The rear outrigger wheel adds greater stability than conventional screed boxes. Eliminating uneven placement.

The **Roller Screed** comes in 24" & 32" widths. The 24" wide holds 2,325 cubic inches of mortar, while the 32" wide holds 3,810 cubic inches of mortar. The deflector plate dispenses mortar up to 1" thick, extends past the hopper to reduce lap marks, and easily adjusts with wing nuts. Both sizes are made of heavy gauge steel that will tolerate flame burning to remove cured epoxy. The handle and wheels are pinned for easy removal to clean or transport, and a utility tray conveniently holds support tools or weights if the mortar being spread is very heavy bodied.



Roller Screed Box for Consistent Mortar Placement up to 1"

HT-RS-24	24" Wide Hopper w/2,325 Cubic Inch Capacity	\$ 748
HT-RS-32	32" Wide Hopper w/3,810 Cubic Inch Capacity	\$ 781



HT-H-BP-4

Lubricant, Sealer & Acid Sprayers

HT-BG-401	1 Gal Plastic Tank	\$ 68
HT-BG-402	2 Gal Plastic Tank	\$ 61
HT-H-BP-4	4 Gal Bac Pac Tank	\$ 112

All Sprayers Have Viton Seals
18" Extension Wands & On/Off Locks



HT-BG-401

HT-BG-402

Bullard Air Filters

Air filters are extremely important in maintaining a good working pneumatic motor by removing condensed water and foreign particulates. The compressor-supplied air enters the filter and travels through 7 layers of filter material before exiting through the outlet port. Both have pressure gauges, relief valves set at 125 psig and output lines of 3/8" NPT (Fem.). These stand alone filters also act as a reducer for larger incoming air lines. The 2 line model weighs 24 lbs. while the 6 line model is 28 lbs.

Bullard Air Filters (Supplying Clean, Dry Air to Protect I-R Motors)

BAF-41P2	2 Air Port Tripod w/Regulator, Check Valve & 1" Chicago Fitting	\$ 542
BAF-41P6	6 Air Port/Tripod w/Regulator, Check Valve & 1" Chicago Fitting	\$ 663
BAF-RC	Replacement Canister	\$ 92
HT-RH-50	50' (3/8") Rubber Air Line w/High Flow Fittings	\$ 112



BAF-41P2

MORE INFO AT: www.hovertrowel.com



G5A-30P



U18KGB-PT

Air Compressors

HoverTrowel has requisitioned **Jenny/Emglo** to manufacture portable air compressors to our specifications and Ingersoll-Rand's **low torque** motor requirements. These compressors are performance-rated and designed to provide years of efficient and reliable service. There are two models are available in 230 volt and both can be configured with a three-phase 460-volt motor on special order.

The **Jenny model G5A-38P** is a 4-cylinder, single-stage unit mounted on a 30-gallon ASME code receiver. Powered by a 5 HP motor, this compressor delivers 18.3 CFM of air at 100 PSI. The unit is available with either a single-phase 230 volt motor or a three-phase 460 volt motor. Both single-phase and three-phase models include a motor starter and on/off switch as standard. The 30-gallon portable design is well-balanced for ease of movement. A 3/8 NPT regulator and gauge assembly is mounted for easy connection to the air hose. **Ideal for low torque HoverTrowels.**

The **Jenny model J5A-30P** is the biggest electric-wheeled portable compressor available. This four-cylinder pump comes mounted on a 30-gallon ASME portable tank. Its 5 HP motor is able to deliver 25 CFM of air at 100 PSI. The unit is available with either a single-phase 230 volt motor or a three-phase 460 volt motor. Both single-phase and three-phase models include a motor starter and on/off switch as standard equipment. This heavy-duty 30-gallon portable unit has 10" diameter pneumatic tires for easy movement at the job site. **Ideal for low torque HoverTrowels.**

The **Jenny model U18KGB-PT** is a tow behind cart compressor. It is powered by a Kohler 18 hp gas engine that supplies 42 cfm at 90 psi. His compressor is a two stage trailer mounted unit. With a convenient electric starter. Designed, tested and proven to meet the demands of the construction industry. The trailer is 5' 6" in width and 6' 6" in length and 4' in height, weighing 1,125 lbs shipping weight.

**** This compressor is ideal for the high torque HoverTrowel model. ****



HT-H1407

Jenny/Emglo Air Compressors (Sufficient Air to the Moo4 I-R Motors)

G5A-30P	Mobile 30 Gallon Tank 230v (Single Phase) 18 cfm @ 90 psi	\$2,390
G5A-30P-208/1	Mobile 30 Gallon Tank 208v (Single Phase) 18 cfm @ 90 psi	\$2,512
J5A-30-P	Mobile 30 Gallon Tank 230v (Single Phase) 24 cfm @ 90 psi	\$2,980
J5A-30-P-208-1	Mobile 30 Gallon Tank 208v (Single Phase) 24 cfm @ 90 psi	\$3,124
U18KGB-PT	Mobile 30 Gallon Tank, 18 HP Kohler Engine 42 cfm @ 90 psi	\$6,823
610-1407	Hose Reel Bolt on Kit with 100' 3/8" Hose, 1/4" NPT	\$ 456
360-1123-38	100' 3/8" Air Hose, 1/4" NPT	\$ 165
360-1123 -12	100' 1/2" Air Hose, 1/4" NPT	\$ 195

These extremely versatile direct-drive mixers have dozens of applications. They provide thorough and accurate batch mixing of liquids, powders, pastes, slurries, and granular materials.

The rotating drum container is removable and easy to clean.

The stationary mixing paddle provides both radial and axial action, and it scrapes the side and bottom of the drum for complete mixing. The wheels and handle enable easy movement.

Paddles Must be Purchased Separately

All Mixers are Available with 220 volt, 50 hz Motors

Call or Email to Request Pricing

KOL Batch Mixers:

HT-K1-60-M	5 Gallon	1/2 hp	Mobile	60 rpm	\$ 1,915
HT-K2-60-M	5 Gallon	1 hp	Mobile	60 rpm	\$ 2,181
HT-K3-60-M	10 Gallon	1/2 hp	Mobile	60 rpm	\$ 2,070
HT-K4-60-M	10 Gallon	1 hp	Mobile	60 rpm	\$ 2,350
HT-K5-60-M	15 Gallon	1 hp	Mobile	60 rpm	\$ 2,439

KOL Paddles:

HT-SB-75	Single Blade Paddle	5 Gallon	\$ 152
HT-SB-710	Single Blade Paddle	10 Gallon	\$ 165
HT-EP-105	Erie Paddle	5 Gallon	\$ 155
HT-EP-110	Erie Paddle	10 Gallon	\$ 167
HT-EP-115	Erie Paddle	15 Gallon	\$ 175
HT-TP-105	Tremco Paddle	5 Gallon	\$ 173
HT-TP-1010	Tremco Paddle	10 Gallon	\$ 177

KOL Replacement Drums:

HT-KQ-5	5 Gallon Drum	12" Dia. x 13" High	\$ 56.00
HT-KQ-10	10 Gallon Drum	14" Dia. x 17" High	\$360.00
HT-KQ-15	15 Gallon	16" Dia. x 22 1/2 " High	\$391.00




Mobile



Erie



Tremco



** Discontinued **

Stationary

Drop Load Batch Mixers



PAGE 13

Thesedrop load direct drive mixers have the same versatility and more. The main benefit is realized for larger batch sizes as it can offload the batch directly into a wheelbarrow or material transporter. The drum does not have to be removed to offload.

The stationary mixing paddle provides both radial and axial action, and it scrapes the side and bottom of the drum for complete mixing. The casters enable easy movement.

Paddles Must be Purchased Separately



KOL Batch Mixers:

HT-K10-60-M	10 Gallon	1 hp	Mobile	60 rpm	\$ 2,922
HT-K10-60-M	10 Gallon	1 hp (220 volt/50 hz)	Mobile	60 rpm	\$ 3,578
HT-K15-60-M	15 Gallon	1 hp	Mobile	60 rpm	\$ 3,176
HT-K15-60-M	15 Gallon	1 hp (220 volt/ 50 hz)	Mobile	60 rpm	\$ 3,637

KOL Paddles:

HT-SB-710	Single Blade Paddle	10 Gallon	\$ 152
HT-EP-110	Erie Paddle	10 Gallon	\$ 167
HT-TP-1010	Tremco Paddle	10 Gallon	\$ 177
HT-EP-115	Erie Paddle	15 Gallon	\$ 175

*All Mixers are Available with 220 volt, 50 hz Motors
Call or Email to Request Pricing*



Mobile



Off Loads Directly into a Wheelbarrow

This **Batch Mixer** just may be the most extremely versatile direct drive batch mixer on the market today. Designed with the contractor in mind. It can be set to accept 5 gallon (both metal & plastic pails, nested or straight sided), 10 gallon and 15 gallon drums. These drums have convenient handles for ease in transport. The height of the this mixer can be changed quickly and easily to change the mixing height and the resulting dispensing height. It can easily be tipped to dispense the mortar into a pail, wheelbarrow or even directly on the floor. Its tilt mechanism, tilt arm center of gravity makes it easy for an operator to tilt and dispensed the mixed mortar to tip the drum. It can be fitted with four casters or rear casters with steel front wheel that can be removed and burnt for cleaning.

Being a direct drive, there are no drive belts or chains. It also has a convenient side mounted timer that allows mixing time to be set up to 15 minutes. It has a snap fitted protective to cover. Its on-off switch is mounted directly on the motor for EZ access. Designed by a manufacturer with more than 35 years of mixing experience for all industries, but the main concentration has been in the polymer blends. Its robust construction is built for long service life at top efficiency.

*All Mixers are Available with 220 volt, 50 hz Motors
Call or Email to Request Pricing*



**10 Gallon Drum Shown in
Two Different
Height Settings
and Wheel Set-Ups**




MORE INFO AT: www.hovertrowel.com

Quik Batch Mixers: (All Mixers 1 hp, 110v)

HT-QB-DLM Drop Load Mixer 4 Caster/2 Steel Wheels \$ 2,918
Can Accept 5, 10, 12 & 15 Gallon Drums

Paddles & Drums Sold Separately



Height Adjustment

15 Minute Timer



Paddles:

HT-QB-SB-5	Single Blade 5 Gallon	\$ 78
HT-QB-MB	Multiple Fin Paddle	\$ 170
	10, 12 & 15 Gallon	


Pails & Drums:

HT-QB-5-P	5 Gallon	Plastic	\$ 12
HT-QB-5-S	5 Gallon	Steel	\$ 22
HT-QB-10-SSD	10 Gallon	Stainless Steel	\$ 184
HT-QB-12-SSD	12 Gallon	Stainless Steel	\$ 230
HT-QB-15-SD	15 Gallon	Stainless Steel	\$ 255

Attachment & Accessories:

HT-QB-PC	Pouring Chute	\$ 131
HT-QB-Timer	Replacement Timer	\$ 178

- **Interchangeable Drum Capacity**
Adjustable to Accept 5, 10, 12 & 15 Gallon Drums
- **Easy Adjustable Legs w/Wheels**
Different Height Applications
- **E-Z Dump Discharge**
Easy Tip Handle w/Three Settings
- **E-Z Pour Directly into a Wheelbarrow**
E-Z Material Off Loading
- **High Torque Gearbox**
65 rpm
- **Rugged Design**
Overbuilt for Continued Operation
- **Electric 110 volt**
High Torque Industrial Motors
- **Convenient Side Mounted Timer**
Protective Covered 15 Minute
- **Sealed Stainless Drive Shaft**
Low Maintenance, Long Life
- **E-Z Maneuverability**
Steel Front Wheels with Rear Casters
- **Product Mixing Versatility**
Epoxy Mortars, (Quartz, Stone, Sand)
Cementitious Urethanes, EPDM
Urethanes, Cement and More!



Easy Tilt Handle Bar




Pouring Chute

MORE INFO AT: www.hovertrowel.com

CAM Gauge Rakes

A patented "goof-proof" tool applies a range of materials at a precise, specified and uniform depth. For use in applying decorative concrete "toppings," self leveling/high performance floor coating materials, and underlayments in the floor-covering markets. CAM depth settings range from 1/32" to 1-1/2". A must have tool for the decorative concrete and floor coating contractor. We use a "radial" edge CAM® design which maintains uniform coating thickness, even at varying handle angles and lengths.

Head widths range from 10" (hand held) to 48". The 24" and 36" widths are the most popular. CAM sets come in depth settings ranging from 1/32" to 1-1/2" with the 1/8", 1/4", and 3/8" CAM sets being the most popular. Each CAM has multiple contact points of the same depth, when worn down, loosen the wing nut and rotate the CAM for a fresh contact point of the same depth setting. The **CAM Gauge Rake** is available with a milled threaded handle adapter. The 10" **CAM Rake** is used for small areas and counter tops and has its own fixed handle with grip.



MWR-57000

Cam Rakes

Cam Gauge Rakes:

MWR-57030	12" Aluminum Cam Gauge Rake	\$ 55.17
MWR-57000	24" Aluminum Cam Gauge Rake	\$ 63.92
MWR-57010	36" Aluminum Cam Gauge Rake	\$ 72.68
MWR-57020	48" Aluminum Cam Gauge Rake	\$ 82.32

Wire Gauge Rakes:


MWR-58609	24" Aluminum Wire Gauge Rake	\$ 86.52
MWR-68611	Replacement Wire Set of Three	\$ 9.78

Sled Style Gauge Rakes:

MWR-58420	24" Sled Style Gauge Rake	\$ 40.10
MWR-58425	36" Sled Style Gauge Rake	\$ 56.65

Sled Style Gauge Rake

These self-adjusting gauge rakes have been used for many years. Although not as precise as our other gauge rakes shown, they are value priced, will allow you to achieve a reasonably level depth when installing more cementitious materials, and do allow you to more easily move over rougher surfaces. Styles and colors may vary, but the "sled-style" self-adjusting features of these gauge rakes will be "standard" characteristics of anything available in this category.....and our handle adapter is "threaded."



MWR-58420

Replacement Cam Sets (Sets of Two)

\$ 22.79

MWR-CAM-1	1/16" Cam Set	MWR-CAM-6	3/8" Cam Set
MWR-CAM-2	1/8" Cam Set	MWR-CAM-8	1/2" Cam Set
MWR-CAM-3	3/16" Cam Set	MWR-CAM-10	5/8" Cam Set
MWR-CAM-4	1/4" Cam Set	MWR-CAM-16	1" Cam Set
MWR-CAM-5	5/16" Cam Set	MWR-CAM-24	1 1/2" Cam Set

All Have Threaded Adapters


Wire Gauge Rake

The **Wire Gauge Rake** is used to apply self-leveling floor coatings and lower viscosity materials. It is far superior to pin-type gauge rakes on the market. The strong spring-steel wires are formed in a "radial" or loop fashion. This eliminates chatter and vibration common with pin-type gauge rakes. The multiple contact points make this tool an excellent choice when working on pitted or uneven surfaces, as some of the points will maintain the desired level or depth of application even at varying handle angles and lengths. The adjustable aluminum gate or bar can be set to any desired thickness from 0" to 5/8". Replacement wires are available. **Ordering replacement wire sets is encouraged.**

MWR-58609

Wire Rakes






Terms & Conditions of Sale:

Major credit cards accepted and wire transfer prior to shipment for overseas shipments
Damage in shipping **MUST** be caught at delivery & addressed immediately with the carrier
20% Restocking Charge for all Items Returned New and in Original Packaging
Returning Used Equipment will be Handled on a Case by Case Basis
All return of goods must have a written approval prior to return shipping
Prices, terms and conditions are subject to change without notice.



HoverTrowel, Inc.
Distribution & Training Center
New Morgan Corporate Center
75 Grace Blvd, Building E
Morgantown, PA 19543

(610)-856-1961
www.hovertrowel.com
sales@hovertrowel.com



***“the contractors’ direct source
for specialty tools & equipment used
for the installation of polymer overlay flooring”***



JANUARY 2022